

Proximity switches of construction type IKU are preferably applied for non-contacting scanning of roller paths and conveyer belts. For monitoring of conveyer widths concerning narrow conveyed material.

| Type | Length | Rated operating distance (Sn) | Target steel ST37 1 mm thick |
|--------------|---------|-------------------------------|------------------------------|
| IKU 221. __ | 200 mm | 130 mm | 390 x 390 mm |
| IKU 225. __ | 250 mm | 145 mm | 435 x 435 mm |
| IKU 231. __ | 300 mm | 160 mm | 480 x 480 mm |
| IKU 235. __ | 350 mm | 175 mm | 525 x 525 mm |
| IKU 241. __ | 400 mm | 190 mm | 570 x 570 mm |
| IKU 245. __ | 450 mm | 205 mm | 650 x 600 mm |
| IKU 251. __ | 500 mm | 220 mm | 700 x 600 mm |
| IKU 255. __ | 550 mm | 235 mm | 750 x 600 mm |
| IKU 261. __ | 600 mm | 250 mm | 800 x 600 mm |
| IKU 265. __ | 650 mm | 250 mm | 850 x 600 mm |
| IKU 271. __ | 700 mm | 250 mm | 900 x 600 mm |
| IKU 275. __ | 750 mm | 250 mm | 950 x 600 mm |
| IKU 281. __ | 800 mm | 250 mm | 1000 x 600 mm |
| IKU 285. __ | 850 mm | 250 mm | 1050 x 600 mm |
| IKU 291. __ | 900 mm | 250 mm | 1100 x 600 mm |
| IKU 295. __ | 950 mm | 250 mm | 1150 x 600 mm |
| IKU 2101. __ | 1000 mm | 250 mm | 1200 x 600 mm |

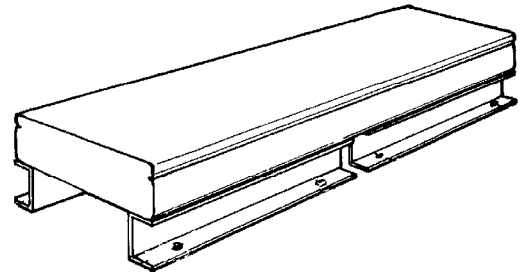
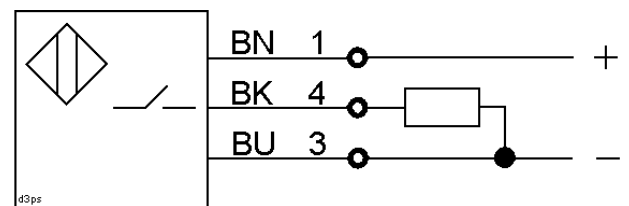
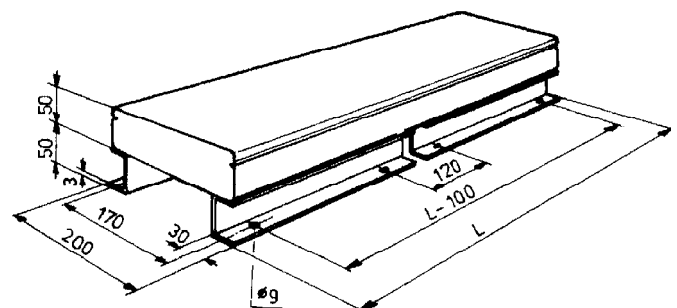


Diagram of connections



Technical Data

| Type | IKU 2 __.33 G |
|--|---|
| Output | PNP-n. o. |
| Operating distance adjustable | yes (after detaching of the protection screw) |
| Location at metal | non-flush mount |
| Supply voltage (UB) | 10 - 55 V DC |
| Ripple voltage | max. 15 % |
| Load current max. | 0 - 400 mA |
| Short-time load current | 2 A / 10 ms, 0,8 A / 100 ms |
| Short circuit protection | yes, pulsing |
| No-load current (I ₀) | 8 mA |
| Voltage drop (U _d) | 1,5 V / 50 mA |
| Operating frequency (f) | ca. 10 Hz |
| Switching hysteresis (H) | 1 - 15 % |
| Ambient temperature | -25 ... +70 °C |
| Protection class | IP 65 |
| Connection | 2 m POKT-Therm cable |
| Power display | LED (green) |
| Function display | LED (yellow) |
| Housing material | plastic with aluminium assembly rails |
| Assembly accessories (not included in the scope of supply) | rubber / metal buffer MS 84 |
| Further designs available: | Type |
| NPN n. o. | IKU 2 __.31 G |



dimension for IKU 241 - IKU 2101

IKU 221 - 235 with continues assembly rails