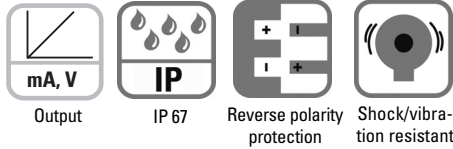


Inclinometer Type IS40



The inclinometer IS40 permits 2-dimensional inclinations to be measured. Versions are available for the measuring ranges $\pm 10^\circ$, $\pm 45^\circ$ or $\pm 60^\circ$. The rugged compact construction makes this sensor the ideal device for angle measurement in harsh environments.

Innovative:

- Rugged construction
- High resolution and accuracy
- Current or voltage interface
- High shock resistance
- Zero point adjustment $\pm 5^\circ$ possible



Compact:

- Small design
- Minimal space requirement

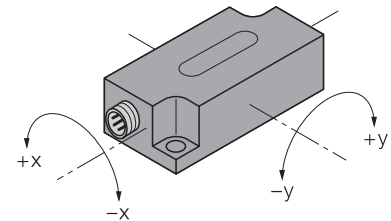
Many applications:

- Vehicle technology
- Solar installations
- Cranes and hoists
- Commercial vehicles

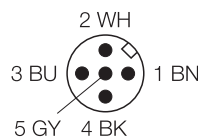
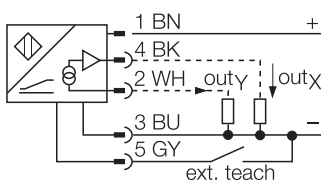
Technical Data Inclinometer:

Supply voltage:	5 VDC +/- 0,25 V or 10 ... 30 V DC (depending on version)
No-load current:	≤ 20 mA
Reverse polarity protection	Yes
Measuring range:	$\pm 10^\circ$, $\pm 45^\circ$ $\pm 60^\circ$ (depending on version)
Resolution:	$\leq 0,05^\circ$ $\leq 0,1^\circ$ $\leq 0,15^\circ$
Repeat accuracy:	$\leq 0,2\%$ of the measuring range $\leq 0,1\%$ after a warm-up period of 30 min.
Temperature drift:	$\leq 0,025\%/K$ $\pm 0,01\%/K$ (10°-version), $\pm 0,03\%/K$ (45° and 60°-version)
Ambient temperature:	-30 ... +70 °C
Output:	Analogue output
Voltage output:	0,1 ... 4,9 V short-circuit protected to U_b
Current output:	4 ... 20 mA
Reaction time:	0,1 ... 0,5 s (Time that the output signal requires to reach 90 % full scale, if the angle is changed from -60° to +60°)
Housing:	Plastic PBT-GF20-V0
Connection:	M12-plug connector
Vibration resistance:	55 Hz (1 mm)
Shock resistance:	30 g, 11 ms
Protection rating:	IP67
Weight:	50 g
Standards:	EN 61362-2-3 (EMC requirements for transducers)

Direction of Inclination:

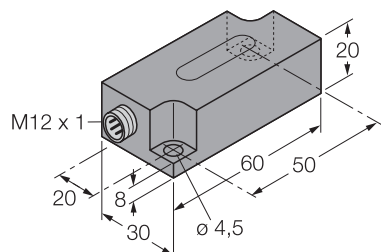


Connections and PIN allocation:



Inclinometer Type IS40

Dimensions:



Order Code Inclinometer:

8.IS40.2XXX1

